

THE HAVEN BY NORWEGIAN

Located at the top of the ship, The Haven features private keycard access, a 24-hour butler, concierge service, a private courtyard, private restaurant and bar. All Suites offer king-size beds, luxury baths and private balconies.



H2 THE HAVEN DELUXE OWNER'S SUITE WITH LARGE BALCONY
 Located in The Haven, these Suites feature two bedrooms, a wet bar and two balconies with amazing ocean views. They include a king-size bed, double sofa bed, double murphy bed, and two bathrooms. Sleeps up to six.

H3 THE HAVEN OWNER'S SUITE WITH LARGE BALCONY
 These beautiful Suites are located in The Haven and offer amazing ocean views and a spacious balcony. They include a separate bedroom with a king-size bed, additional bedding that accommodates two, and one-and-a-half bathrooms. Sleeps up to four.

H4 THE HAVEN 2-BEDROOM FAMILY VILLA WITH BALCONY
 Perfect for the family, these Villas are located in The Haven and feature a balcony, two bedrooms, one with a king-size bed, the other with a double sofa bed, and two bathrooms. There is also a single sofa bed and a pullman bed to accommodate two additional guests. Sleeps up to six.



H5 THE HAVEN COURTYARD PENTHOUSE WITH BALCONY
 These Penthouses are located in The Haven and include a king-size bed, a single sofa bed and a private balcony with a fantastic view. Sleeps up to three.

H6 THE HAVEN AFT-FACING PENTHOUSE WITH MASTER BEDROOM AND BALCONY
 With access to The Haven, these Penthouses feature a king-size bed and double sofa bed. They offer an unforgettable view from the aft-facing private balcony. Some are connecting staterooms. Sleeps up to four.

H7 THE HAVEN FORWARD-FACING PENTHOUSE WITH BALCONY
 These Penthouses have access to The Haven and feature a king-size bed, additional bedding to accommodate one or two guests, plus dining and sitting areas and a private balcony. Since they are forward-facing, they offer amazing views. Some are connecting staterooms. Sleeps up to four.

H8 THE HAVEN DELUXE SPA SUITE WITH BALCONY
 For the perfect way to experience a total spa vacation, this Suite includes a king-size bed and single sofa bed, hot tub, oversized waterfall shower with multiple body spray jets, spa décor, easy access to the adjacent Mandara Spa and fitness center, as well as complimentary access to the Thermal Spa Suite during regular spa hours. Sleeps up to four.

H9 THE HAVEN SPA SUITE WITH BALCONY
 With room for two, these Suites are the perfect way to experience a total spa vacation. They include a king-size bed, hot tub, oversized waterfall shower with multiple body spray jets, spa décor, easy access to the adjacent Mandara Spa and fitness center, as well as complimentary access to the Thermal Spa Suite during regular spa hours. Sleeps up to two.

MINI-SUITES

For those who prefer a little more space than the standard Balcony Stateroom, Mini-Suites are the perfect solution. Plus, our Family Mini-Suites all feature bathtubs.

M9 SPA MINI-SUITE WITH BALCONY
 The Spa Mini-Suite features tranquil décor and includes a king-size bed and a single sofa bed, oversized waterfall shower with multiple body spray jets, easy access to the adjacent Mandara Spa and fitness center, as well as complimentary access to the Thermal Spa Suite during regular spa hours. Sleeps up to three.

M1 AFT-FACING MINI-SUITE WITH BALCONY
 The aft-facing views from these Mini-Suites are amazing. They include a king-size bed and large private balcony. Sleeps up to two.



M2 M3 M4 FAMILY MINI-SUITE WITH BALCONY*
 Conveniently located mid-ship, these Mini-Suites include a king-size bed and additional bedding for up to two guests. Hang out with the gang and enjoy the view from your own private balcony. Some are connecting staterooms. Sleeps up to four.

M6 MINI-SUITE WITH LARGE BALCONY
 Featuring a king-size bed and additional bedding to accommodate one or two guests and a large balcony, these Mini-Suites offer amazing views. Some are connecting staterooms. Sleeps up to four.

MA MB MC MID-SHIP MINI-SUITE WITH BALCONY*
 These Mini-Suites feature two lower beds that convert to a queen-size bed and additional bedding to accommodate one or two guests. Some are connecting staterooms. Sleeps up to four.

MX MINI-SUITE WITH BALCONY
 Enjoy a private balcony with amazing views from these Mini-Suites featuring two lower beds that convert to a queen-size bed and additional bedding to accommodate one or two guests. Sleeps up to four.

*Visit ncl.com for information about the differences between these stateroom categories.

BALCONY STATEROOMS

Perfect for guests looking for a great view and privacy with their own balcony.

B9 SPA BALCONY

These staterooms feature tranquil spa décor and include two lower beds that convert to a queen-size bed, a sofa bed, and easy access to the adjacent Mandara Spa and fitness center, as well as complimentary access to the Thermal Spa Suite during regular spa hours. Sleeps up to three.

B1 AFT-FACING BALCONY

These staterooms include two lower beds that convert to a queen-size bed. Some have additional bedding to accommodate one guest. Since these are aft-facing, the view from your balcony is amazing. Sleeps up to three.

B2 B3 B4 FAMILY BALCONY*

Ideal for the whole family, these staterooms are conveniently located near the action and include two lower beds that convert to a queen-size bed, a single sofa bed and some feature additional bedding to accommodate up to two guests. Some are connecting staterooms. Sleeps up to four.

B6 LARGE BALCONY

These staterooms have a balcony offering incredible views, two lower beds that convert to a queen-size bed and additional bedding to accommodate one or two guests. Some are connecting staterooms. Sleeps up to four.



BA BB BC MID-SHIP BALCONY*


Take in the amazing views from these staterooms that include a balcony, two lower beds that convert to a queen-size bed and some feature additional bedding to accommodate one or two guests. Some are connecting staterooms. Sleeps up to four.

BD BE BF BX BALCONY*

Enjoy your private balcony from these staterooms that feature two lower beds that convert to a queen-size bed and some have additional bedding that can accommodate one or two guests. Some are connecting staterooms. Sleeps up to four.

OCEANVIEW STATEROOMS

Windows offer views of the latest port. All feature two lower beds that convert to a queen-size bed.



O1 FAMILY OCEANVIEW WITH LARGE PICTURE WINDOW

Conveniently located near the kids' area, these staterooms include two lower beds that convert to a queen-size bed, a bathtub and additional bedding that can accommodate up to three guests. Sleeps up to five.

O2 FAMILY OCEANVIEW WITH LARGE PICTURE WINDOW

Perfect for families, these staterooms include two lower beds and additional bedding that can accommodate up to two guests. Sleeps up to four.

OA OCEANVIEW WITH LARGE PICTURE WINDOW

Enjoy a large picture window and two lower beds that convert to a queen-size bed. Sleeps up to two.

OX OCEANVIEW WITH LARGE PICTURE WINDOW

These staterooms feature two lower beds that convert to a queen-size bed. Sleeps up to two.

OB MID-SHIP OCEANVIEW WITH LARGE PICTURE WINDOW

These staterooms feature a large picture window and two lower beds that convert to a queen-size bed. Some are connecting staterooms. Sleeps up to two.

INSIDE STATEROOMS

These staterooms are the most affordable way to cruise. Inside Staterooms have two lower beds that convert to a queen-size bed. Studios feature a full-size bed.



I1 I2 FAMILY INSIDE*

An affordable family option, these staterooms include two lower beds that convert to a queen-size bed and additional bedding for one or two guests. Door opens to center interior corridor. Sleeps up to four.

IA IB MID-SHIP INSIDE*

Centrally located, these staterooms feature two lower beds that convert to a queen-size bed and some have additional bedding to accommodate up to two guests. Some are connecting staterooms. Door opens to center interior corridor. Sleeps up to four.

IC ID IF IX INSIDE*

These staterooms include two lower beds that convert to a queen-size bed and some have additional bedding to accommodate up to two guests. Door opens to center interior corridor. Sleeps up to four.



T1 STUDIO

Private keycard-access complex comprised of staterooms specifically designed and priced for the solo traveler. Featuring a full-size bed, a one-way window to the corridor and separate areas for your bathroom, sink and shower in 100 square feet of living space. Includes access to the private Studio Lounge. No single supplement required.

H2 THE HAVEN DELUXE OWNER'S SUITE WITH LARGE BALCONY
Sleeps up to six.



H5 THE HAVEN COURTYARD PENTHOUSE WITH BALCONY
Sleeps up to three.



H4 THE HAVEN 2-BEDROOM FAMILY VILLA WITH BALCONY
Sleeps up to six.



H9 THE HAVEN SPA SUITE WITH BALCONY
Sleeps up to two.



BC MID-SHIP BALCONY
Sleeps up to four.



MA MID-SHIP MINI-SUITE WITH BALCONY
Sleeps up to four.




O1 FAMILY OCEANVIEW WITH LARGE PICTURE WINDOW
Sleeps up to five.



ID INSIDE
Sleeps up to four.

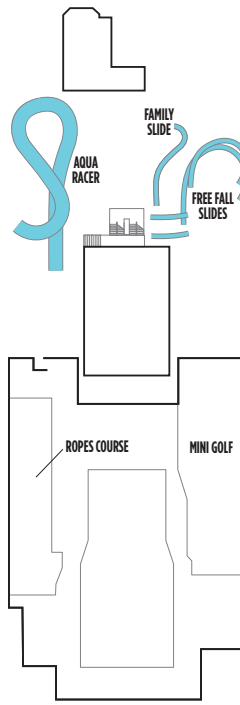
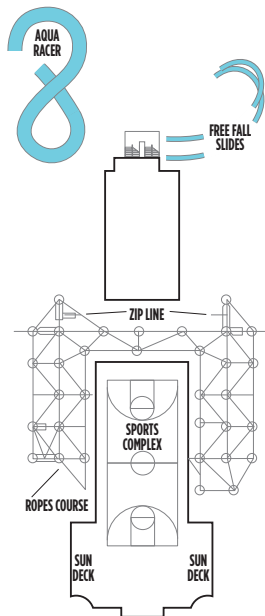
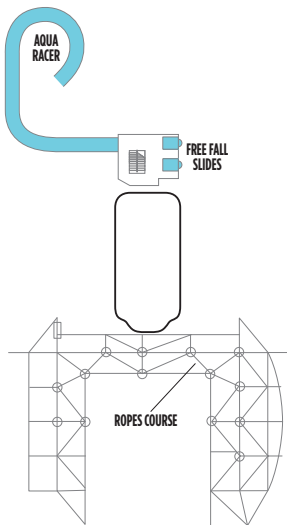
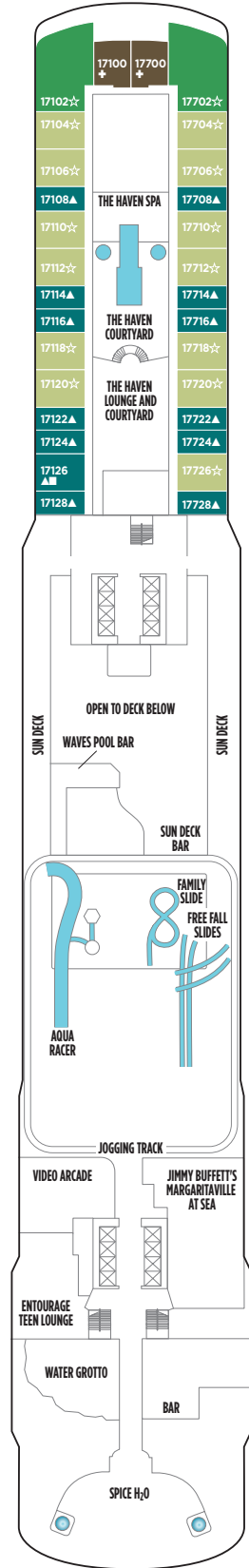
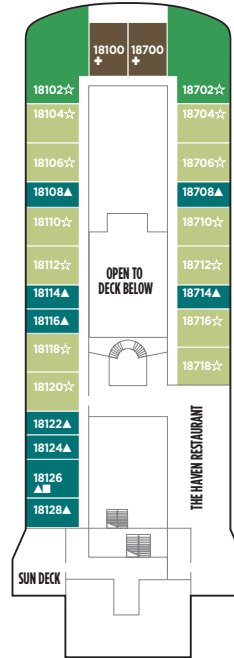
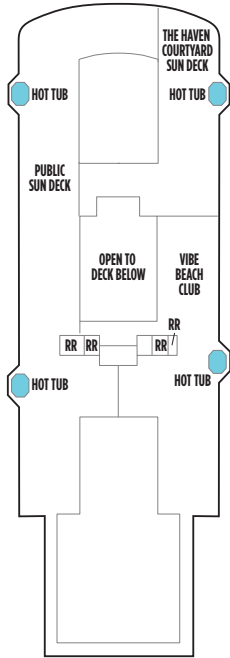
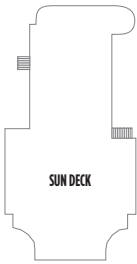


T1 STUDIO
Sleeps one.



LEGEND

- Stateroom with facilities for the disabled (For information, contact Reservations.)
- ↑ Connecting staterooms
- ▲ Third-person occupancy available
- + Third- and/or fourth-person occupancy available
- ★ Third-, fourth- and/or fifth-person occupancy available
- ☆ Up-to-sixth-person occupancy available
- Inside stateroom door opens to center interior corridor and not towards balcony staterooms
- Solid inside stateroom wall
- ☒ Elevator
- RR Restroom

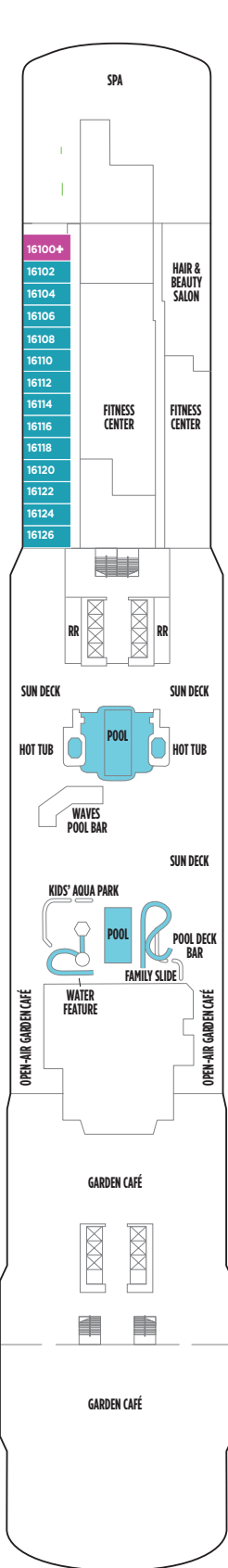


DECK 20

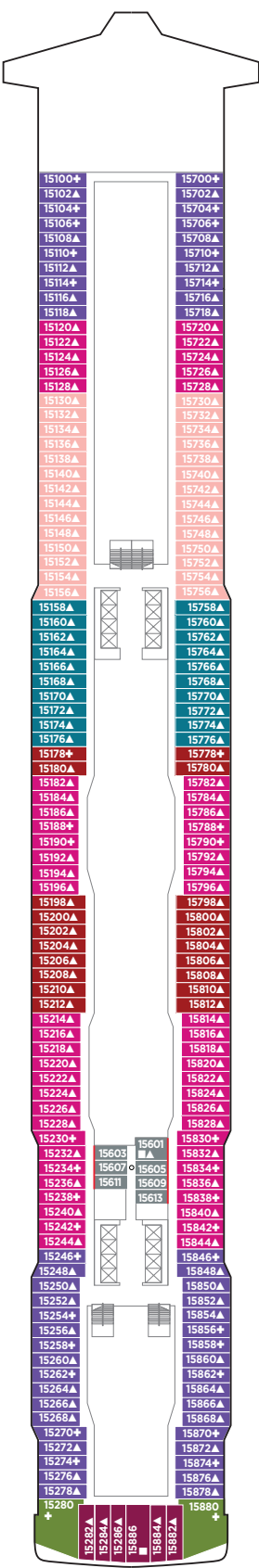
DECK 19

DECK 18

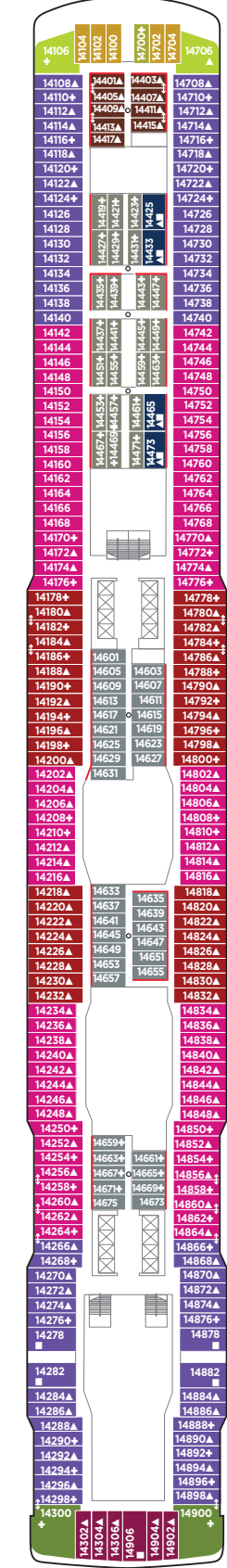
DECK 17



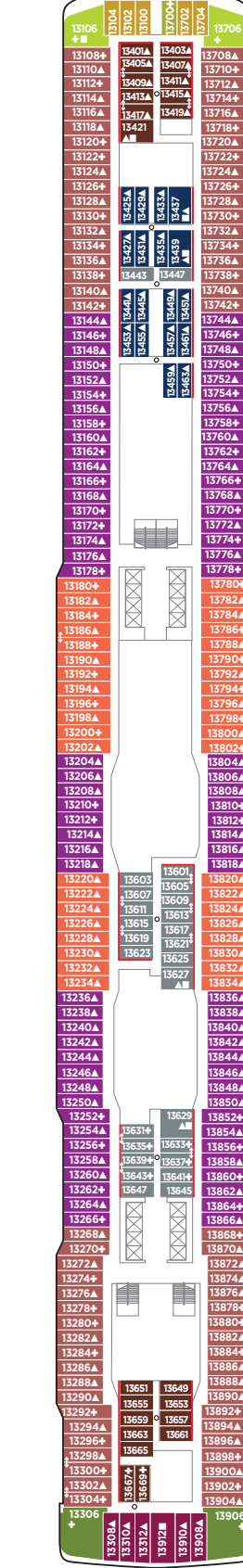
H8 H9
DECK 16



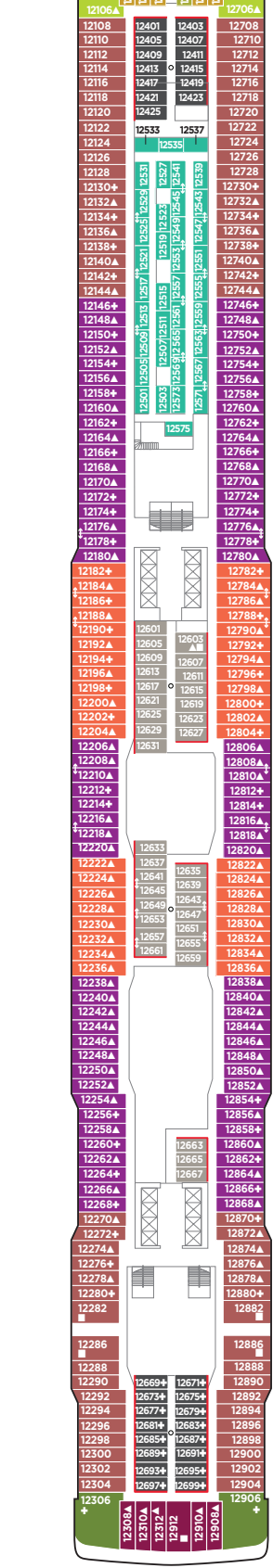
H6 M9 MA B9 B1 BA BD IA
DECK 15



H6 H7 MA B1 BA BD O2 OA
I1 I2 IA IC
DECK 14



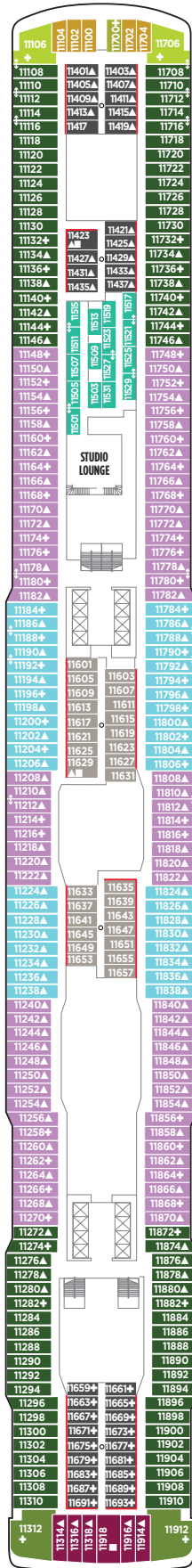
H6 H7 MB B1 BB BE O2 OA
I2 IA IC
DECK 13



H6 H7 MB B1 BB BE O2 OA
IB ID TI
DECK 12

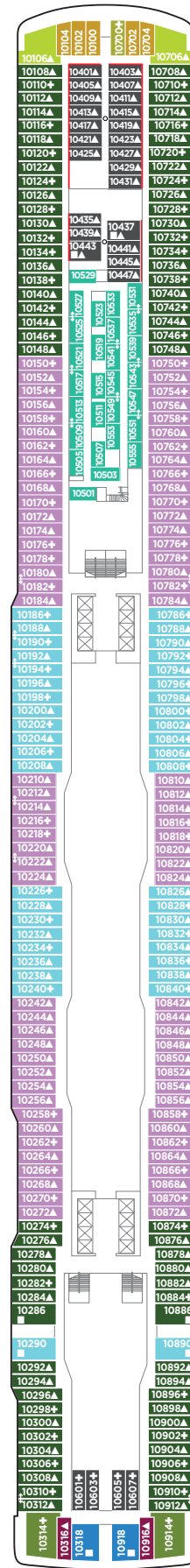
LEGEND

- Stateroom with facilities for the disabled (For information, contact Reservations.)
- ↕ Connecting staterooms
- ▲ Third-person occupancy available
- + Third- and/or fourth-person occupancy available
- ★ Third, fourth- and/or fifth-person occupancy available
- ☆ Up-to-sixth-person occupancy available
- Inside stateroom door opens to center interior corridor and not towards balcony staterooms
- Solid inside stateroom wall
- ⊠ Elevator
- RR Restroom



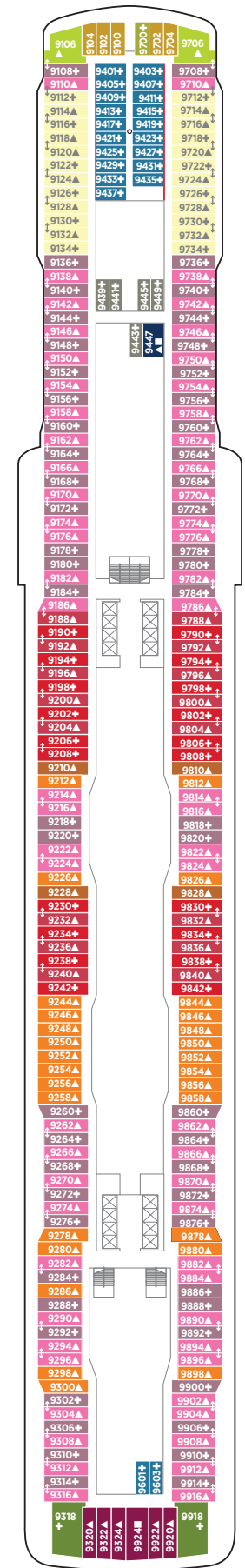
H6 H7 MC B1 BC BF O2 OA
IB ID T1

DECK 11



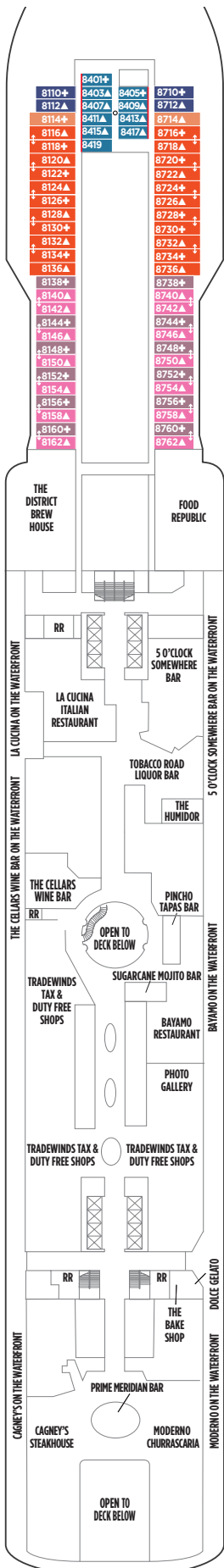
H6 H7 M1 MC B1 BC BF O2
OA ID T1

DECK 10



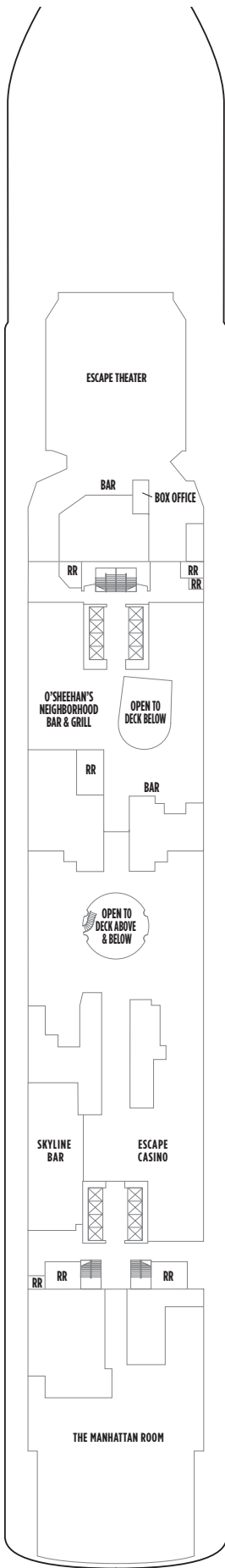
H6 H7 M2 M3 M4 B1 B2 B3
B4 B6 O2 OA I1 I2 IF

DECK 9

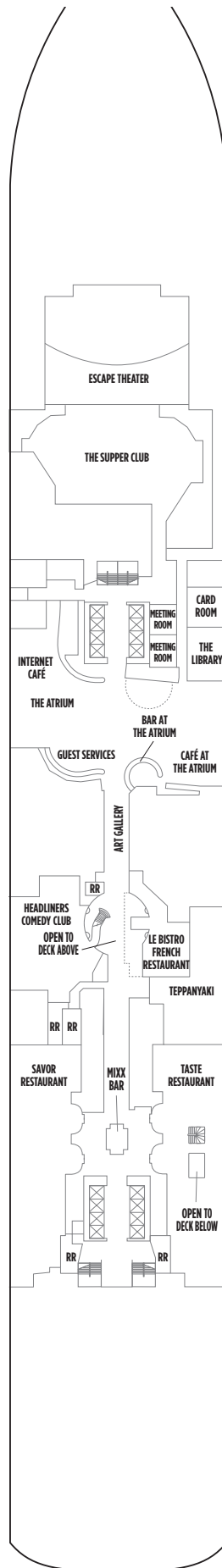


M6 MX B2 B3 BX IF

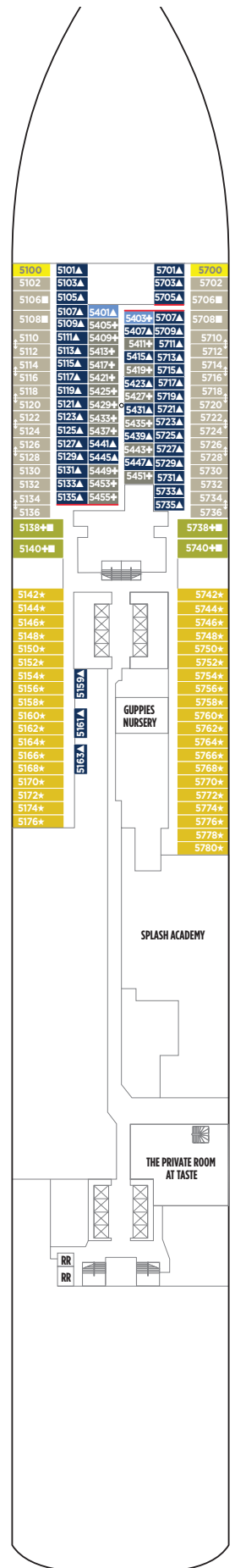
DECK 8



DECK 7



DECK 6



O1 O2 OB OX I1 I2 IX

DECK 5