

SIRENA

2017 DECK PLAN

STATEROOM COLOR LEGEND



SHIPS' SPECIFICATIONS

Year Built: 1999 • Year Refurbished: 2016

Gross Tonnage: 30,277 • Length: 593.7 feet • Beam: 83.5 feet • Cruising Speed: 18 knots • Guest Decks: 9

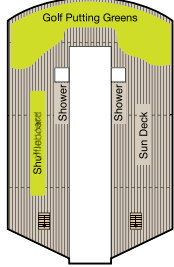
Guest Capacity (Double Occupancy): 684 • Staff Size: 400 • Guest-to-Staff Ratio: 1.71 to 1

Nationality of Officers: European • Country of Registry: Marshall Islands

SYMBOL LEGEND

- ♣ Restrooms
- E Elevator
- 👤 Launderette
- OV Obstructed Views
- Quad with Pullman
- ★ ★ Quad with Sofabed
- || Connecting Staterooms
- ▲ Triple with Pullman
- ★ Triple with Sofabed
- ♿ Wheelchair Accessible

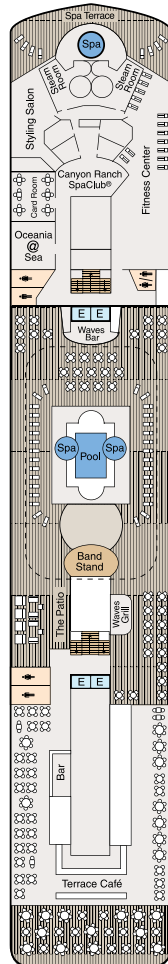
Sirena deck plan is subject to change. Oceania Cruises will be making enhancements and revisions during ship refurbishments.



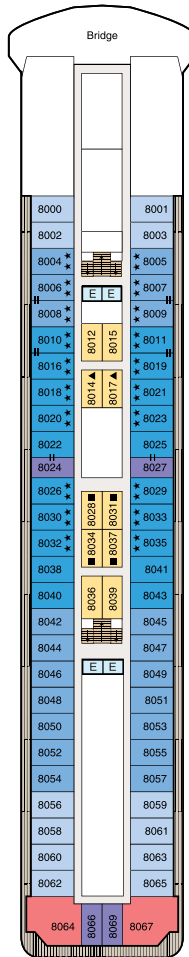
DECK 11



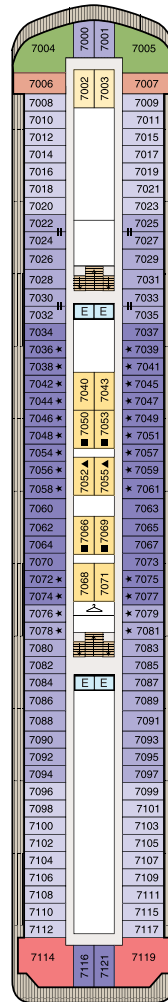
DECK 10



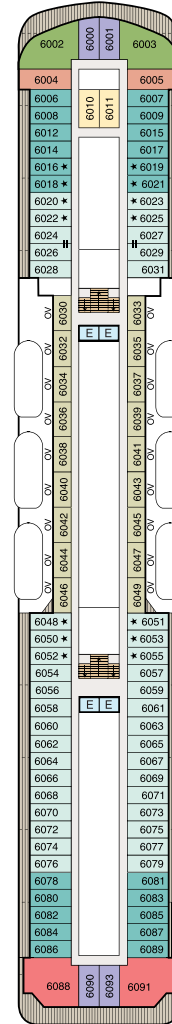
DECK 9



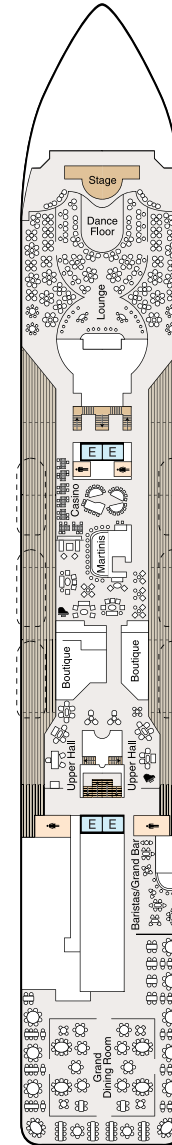
DECK 8



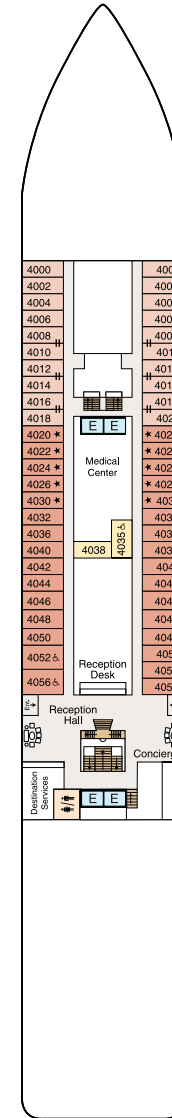
DECK 7
conciierge level
(A1, A2 & A3)



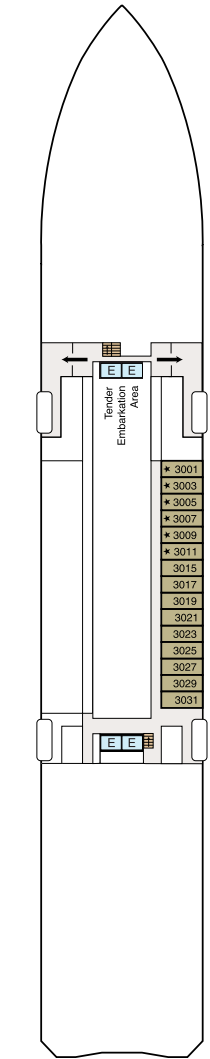
DECK 6



DECK 5



DECK 4



DECK 3