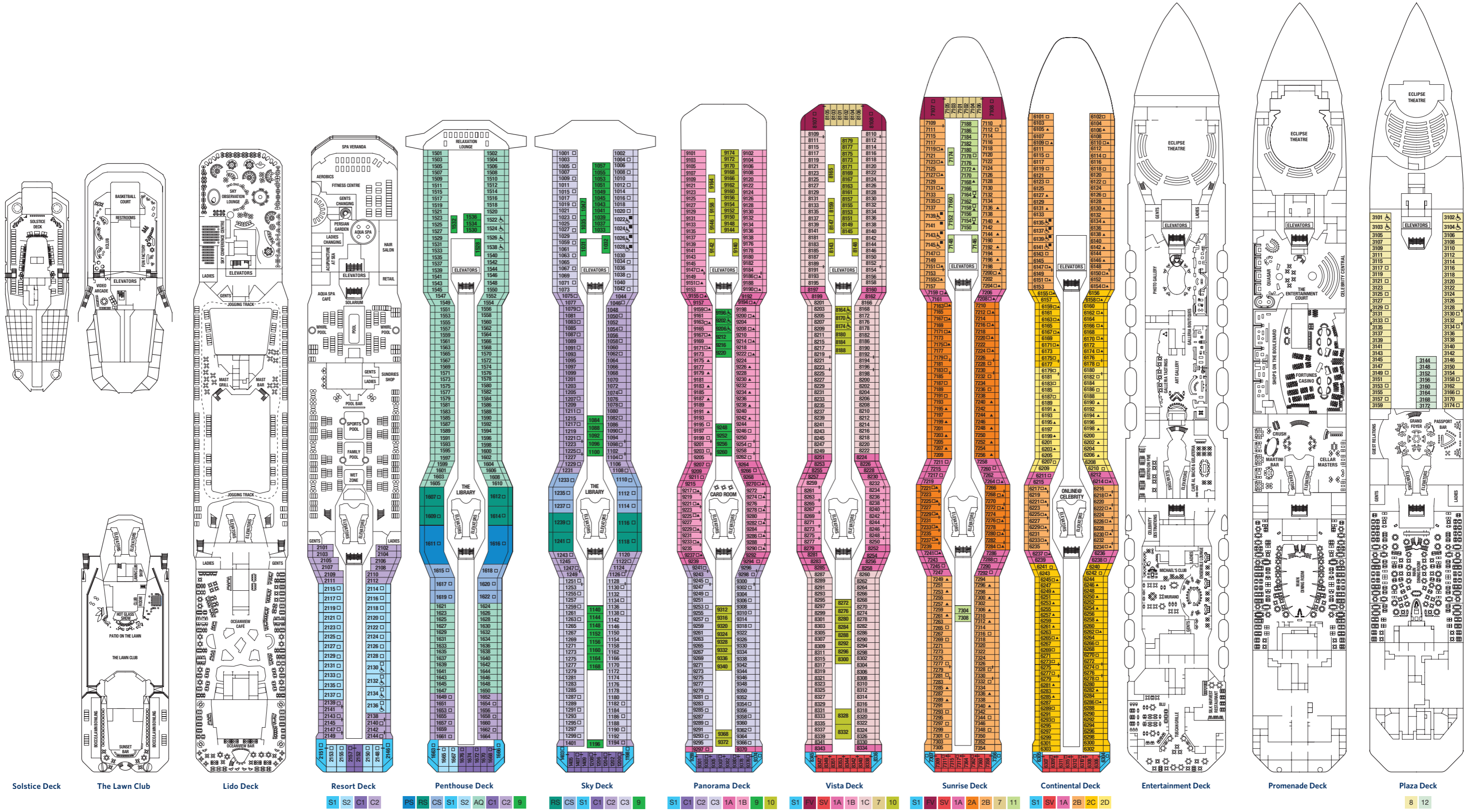


Celebrity Eclipse Deck Plans



- PS** Penthouse Suite
- RS** Royal Suite
- CS** Celebrity Suite
- S1** Sky Suite
- S2** Sky Suite
- AQ** AquaClass
- C1** Celebrity Concierge Class
- C2** Celebrity Concierge Class
- C3** Celebrity Concierge Class
- FV** Family Ocean View
- SV** Sunset Balcony
- 1A** Deluxe Balcony
- 1B** Deluxe Balcony
- 1C** Deluxe Balcony
- 2A** Deluxe Balcony
- 2B** Deluxe Balcony
- 2C** Deluxe Balcony
- 2D** Deluxe Balcony
- 7** Ocean View
- 8** Ocean View
- 9** Interior
- 10** Interior
- 11** Interior
- 12** Interior

All staterooms have twin beds convertible to queen size, except as noted.

- Sofa bed sleeps 1
- Sofa bed sleeps 2
- One upper berth
- ♿ Wheelchair-accessible stateroom
- ⌚ Connecting staterooms
- W Suite Guarantee
- XC Concierge Class Guarantee
- X Balcony Guarantee
- Y Ocean View Guarantee
- Z Inside Guarantee

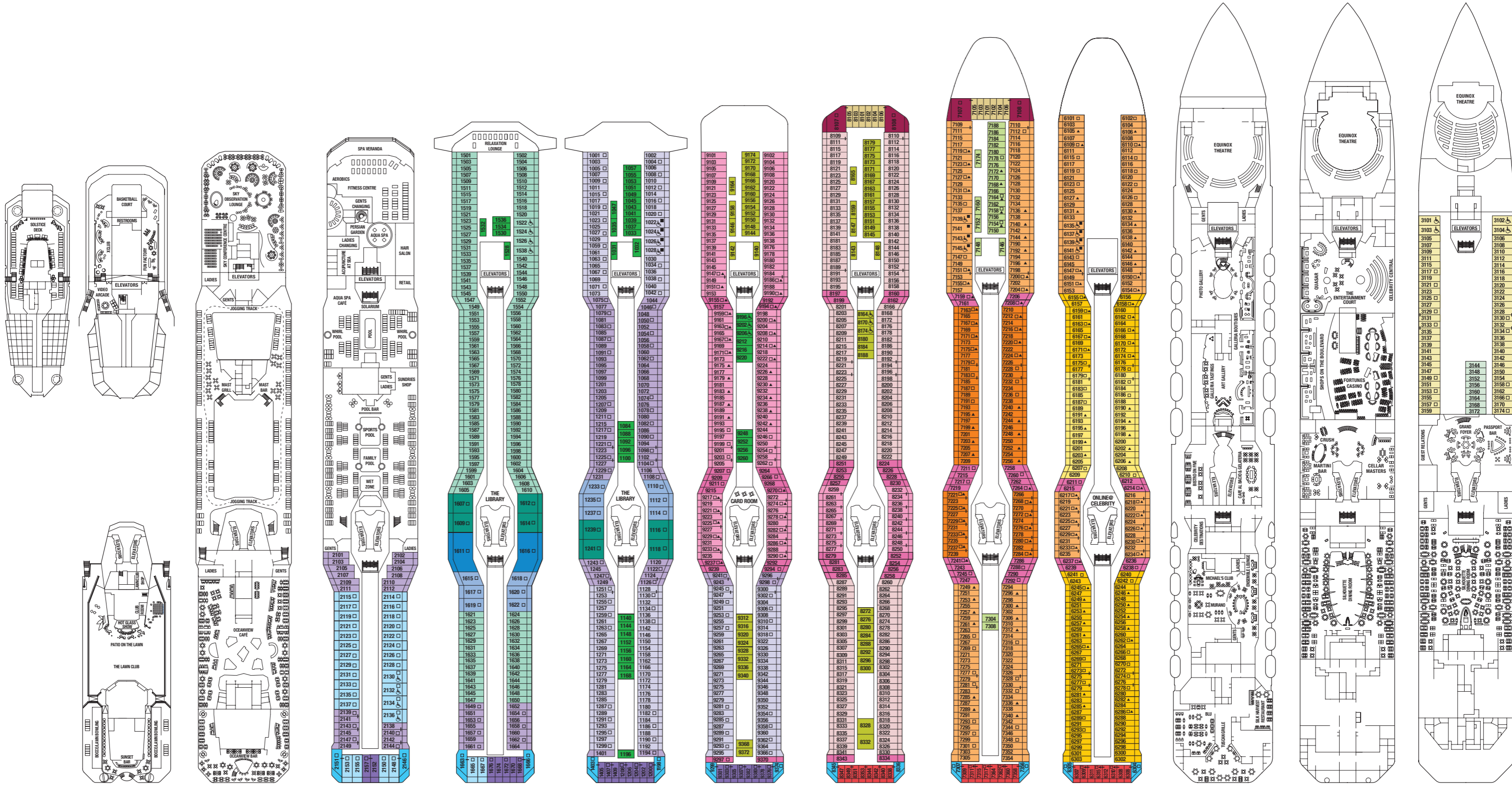
Staterooms with an upper berth and sofa bed that sleeps two accommodate a maximum of four guests.

Deck plan shown is Celebrity Eclipse, which represents an example of a Solstice Class ship. Facilities and venues may vary by ship. The deck plan is designed to give an overview of the layout of a typical Solstice Class ship, indicating the location of facilities and staterooms by stateroom number. The deck plan is not an exact blueprint and is subject to change. Should you have specific needs or require additional information regarding a particular stateroom, please contact our Reservations Department, your travel agent or cruise specialist.

Please note all staterooms in category 2C have a balcony with a partially obstructed view and all staterooms in category 2D have a balcony with a fully obstructed view.

To download the latest Solstice Class deck plans please visit www.celebritycruises.com

Celebrity Equinox Deck Plans



Solstice Deck **The Lawn Club** **Lido Deck** **Resort Deck** **Penthouse Deck** **Sky Deck** **Panorama Deck** **Vista Deck** **Sunrise Deck** **Continental Deck** **Entertainment Deck** **Promenade Deck** **Plaza Deck**

- PS** Penthouse Suite
- RS** Royal Suite
- CS** Celebrity Suite
- S1** Sky Suite
- S2** Sky Suite
- AQ** AquaClass
- C1** Celebrity Concierge Class
- C2** Celebrity Concierge Class
- C3** Celebrity Concierge Class
- FV** Family Ocean View
- SV** Sunset Balcony
- 1A** Deluxe Balcony
- 1B** Deluxe Balcony
- 1C** Deluxe Balcony
- 2A** Deluxe Balcony
- 2B** Deluxe Balcony
- 2C** Deluxe Balcony
- 2D** Deluxe Balcony
- 7** Ocean View
- 8** Ocean View
- 9** Interior
- 10** Interior
- 11** Interior
- 12** Interior

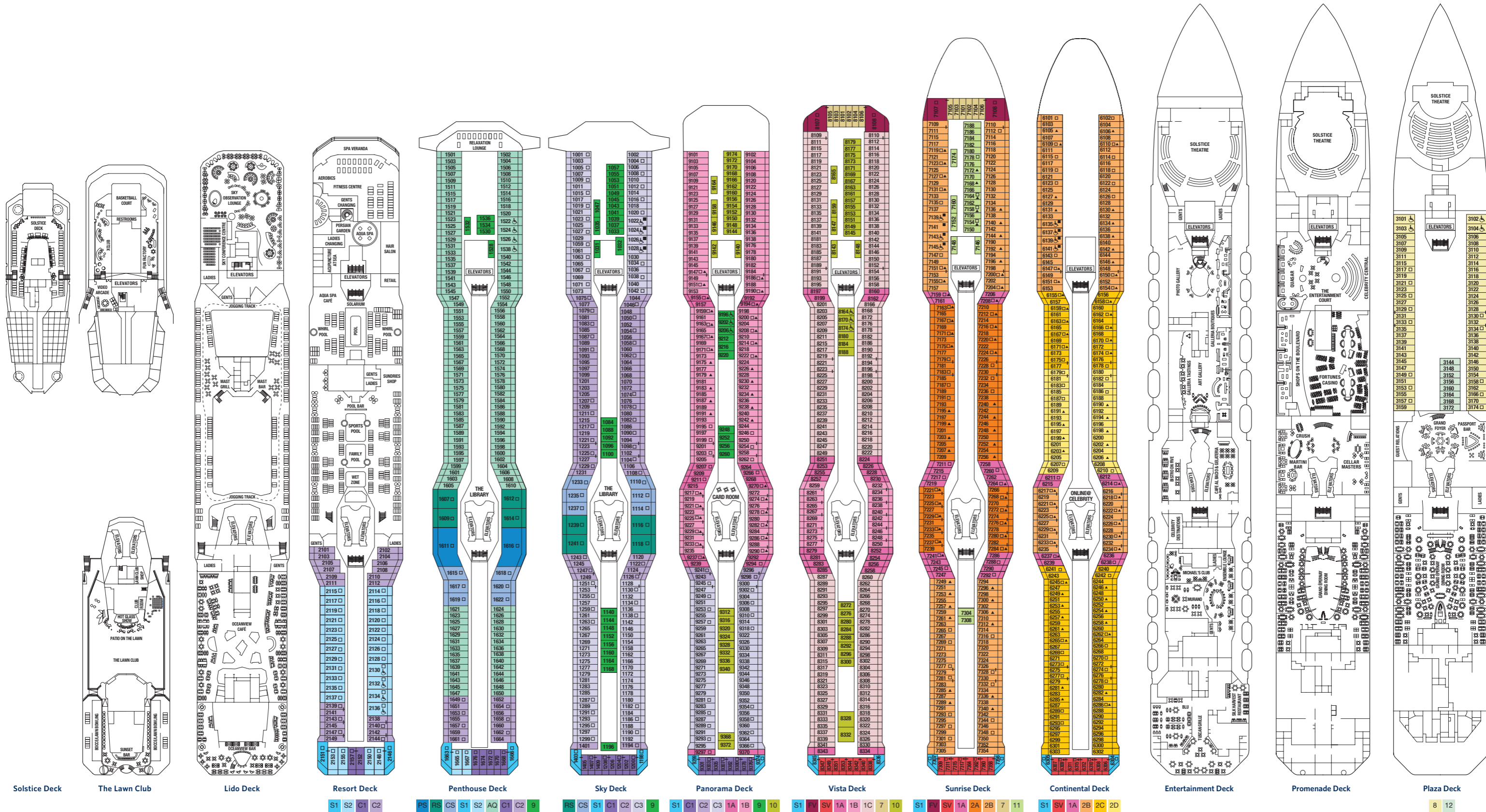
- All staterooms have twin beds convertible to queen size, except as noted.
- Sofa bed sleeps 1
 - Sofa bed sleeps 2
 - ▲ One upper berth
 - ♿ Wheelchair-accessible stateroom
 - ⌚ Connecting staterooms
 - Guarantee staterooms
 - W Suite Guarantee
 - XC Concierge Class Guarantee
 - X Balcony Guarantee
 - Y Ocean View Guarantee
 - Z Inside Guarantee
- Staterooms with an upper berth and sofa bed that sleeps two accommodate a maximum of four guests.

Deck plan shown is Celebrity Equinox, which represents an example of a Solstice Class ship. Facilities and venues may vary by ship. The deck plan is designed to give an overview of the layout of a typical Solstice Class ship, indicating the location of facilities and staterooms by stateroom number. The deck plan is not an exact blueprint and is subject to change. Should you have specific needs or require additional information regarding a particular stateroom, please contact our Reservations Department, your travel agent or cruise specialist.

Please note all staterooms in category 2C have a balcony with a partially obstructed view and all staterooms in category 2D have a balcony with a fully obstructed view.

To download the latest Solstice Class deck plans please visit www.celebritycruises.com

Celebrity Solstice Deck Plans



- PS** Penthouse Suite
- RS** Royal Suite
- CS** Celebrity Suite
- S1** Sky Suite
- S2** Sky Suite
- AQ** AquaClass
- C1** Celebrity Concierge Class
- C2** Celebrity Concierge Class
- C3** Celebrity Concierge Class
- FV** Family Ocean View
- SV** Sunset Balcony
- 1A** Deluxe Balcony
- 1B** Deluxe Balcony
- 2A** Deluxe Balcony
- 2B** Deluxe Balcony
- 2C** Deluxe Balcony
- 2D** Deluxe Balcony
- 7** Ocean View
- 8** Ocean View
- 9** Interior
- 10** Interior
- 11** Interior
- 12** Interior

All staterooms have twin beds convertible to queen size, except as noted.

- Sofa bed sleeps 1
- Sofa bed sleeps 2
- ▲ One upper berth
- ♿ Wheelchair-accessible stateroom
- ⌚ Connecting staterooms

Guarantee staterooms

- W Suite Guarantee
- XC Concierge Class Guarantee
- X Balcony Guarantee
- Y Ocean View Guarantee
- Z Inside Guarantee

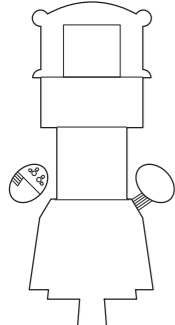
Staterooms with an upper berth and sofa bed that sleeps two accommodate a maximum of four guests.

Deck plan shown is Celebrity Solstice, which represents an example of a Solstice Class ship. Facilities and venues may vary by ship. The deck plan is designed to give an overview of the layout of a typical Solstice Class ship, indicating the location of facilities and staterooms by stateroom number. The deck plan is not an exact blueprint and is subject to change. Should you have specific needs or require additional information regarding a particular stateroom, please contact our Reservations Department, your travel agent or cruise specialist.

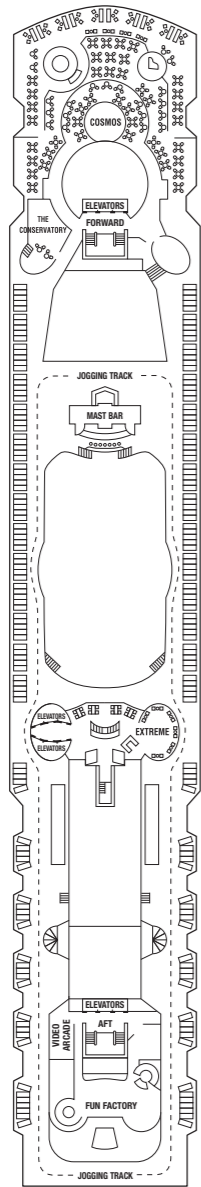
Please note all staterooms in category 2C have a balcony with a partially obstructed view and all staterooms in category 2D have a balcony with a fully obstructed view.

To download the latest Solstice Class deck plans please visit www.celebritycruises.com

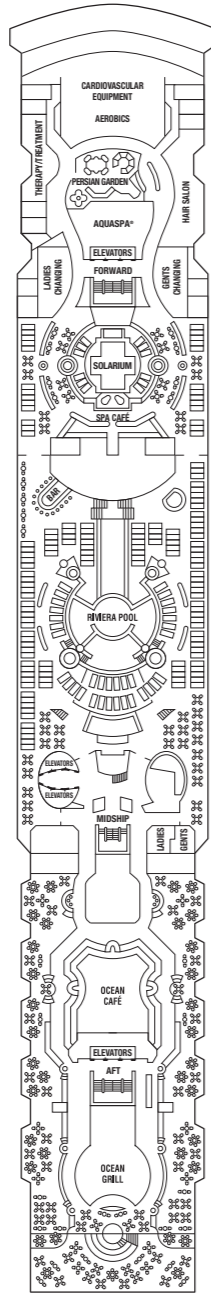
Celebrity Millennium Deck Plans



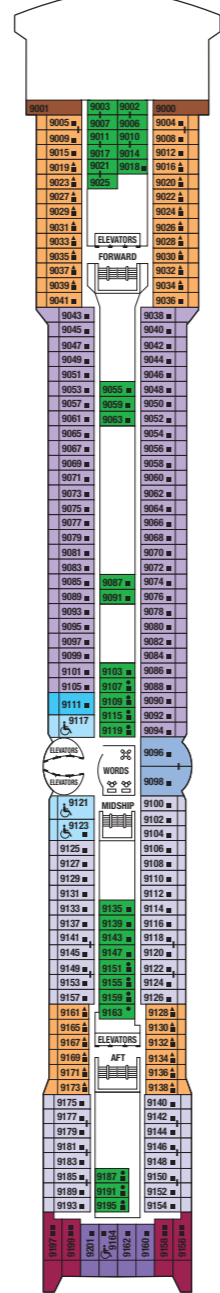
Sports Deck



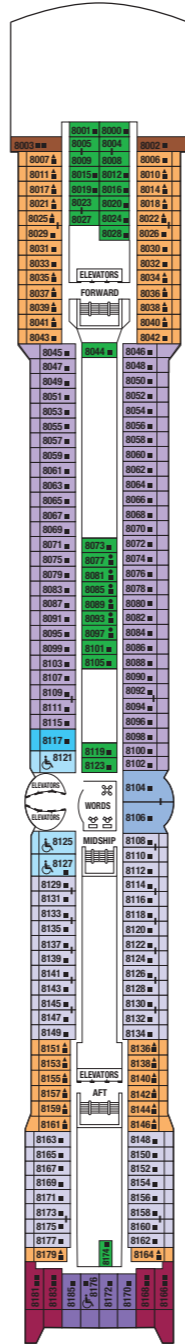
Sunrise Deck



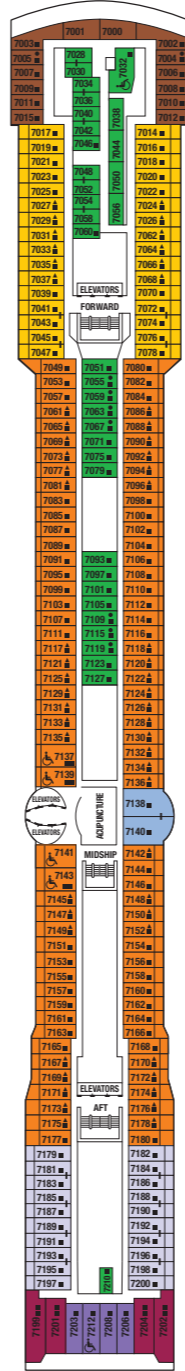
Resort Deck



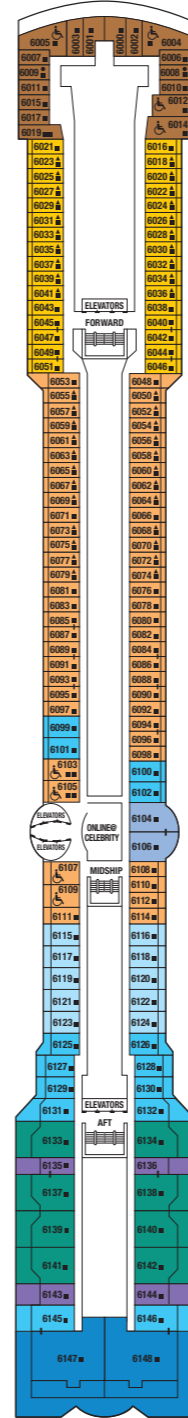
Sky Deck



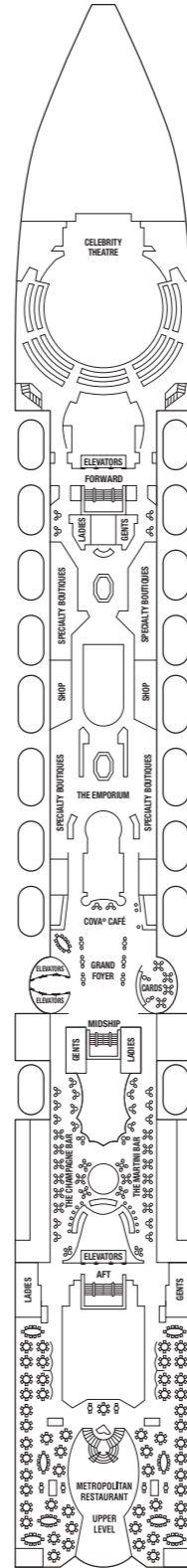
Panorama Deck



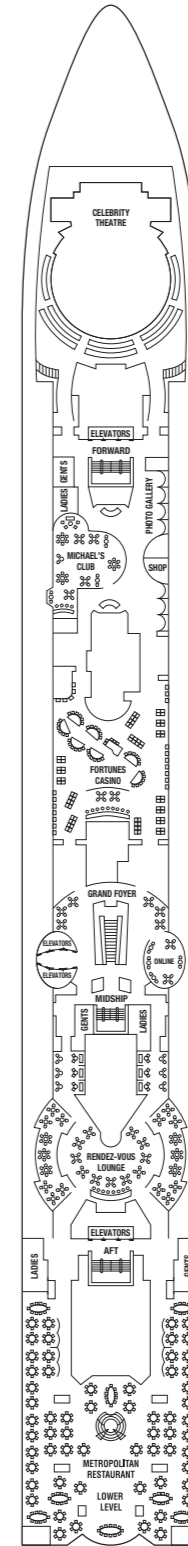
Vista Deck



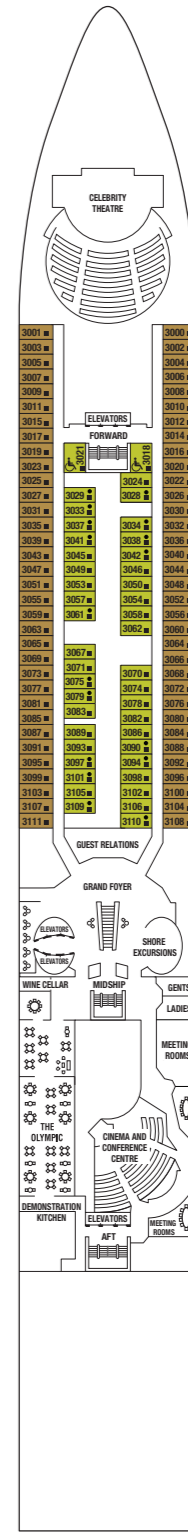
Penthouse Deck



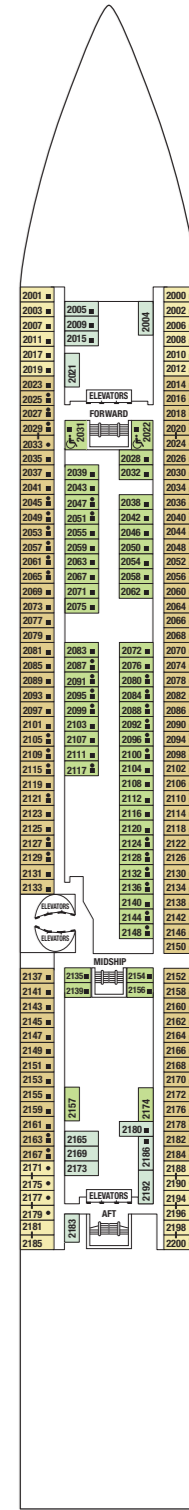
Entertainment Deck



Promenade Deck



Plaza Deck



Continental Deck

CS S1 S2 C1 C2 C3 FV 2B 4 9 CS S1 S2 C1 C2 C3 FV 2B 4 9 CS C1 C3 FV 2A 2C 4 9 PS RS CS S1 S2 C1 2B 2C 5 6 10 7 8 11 12

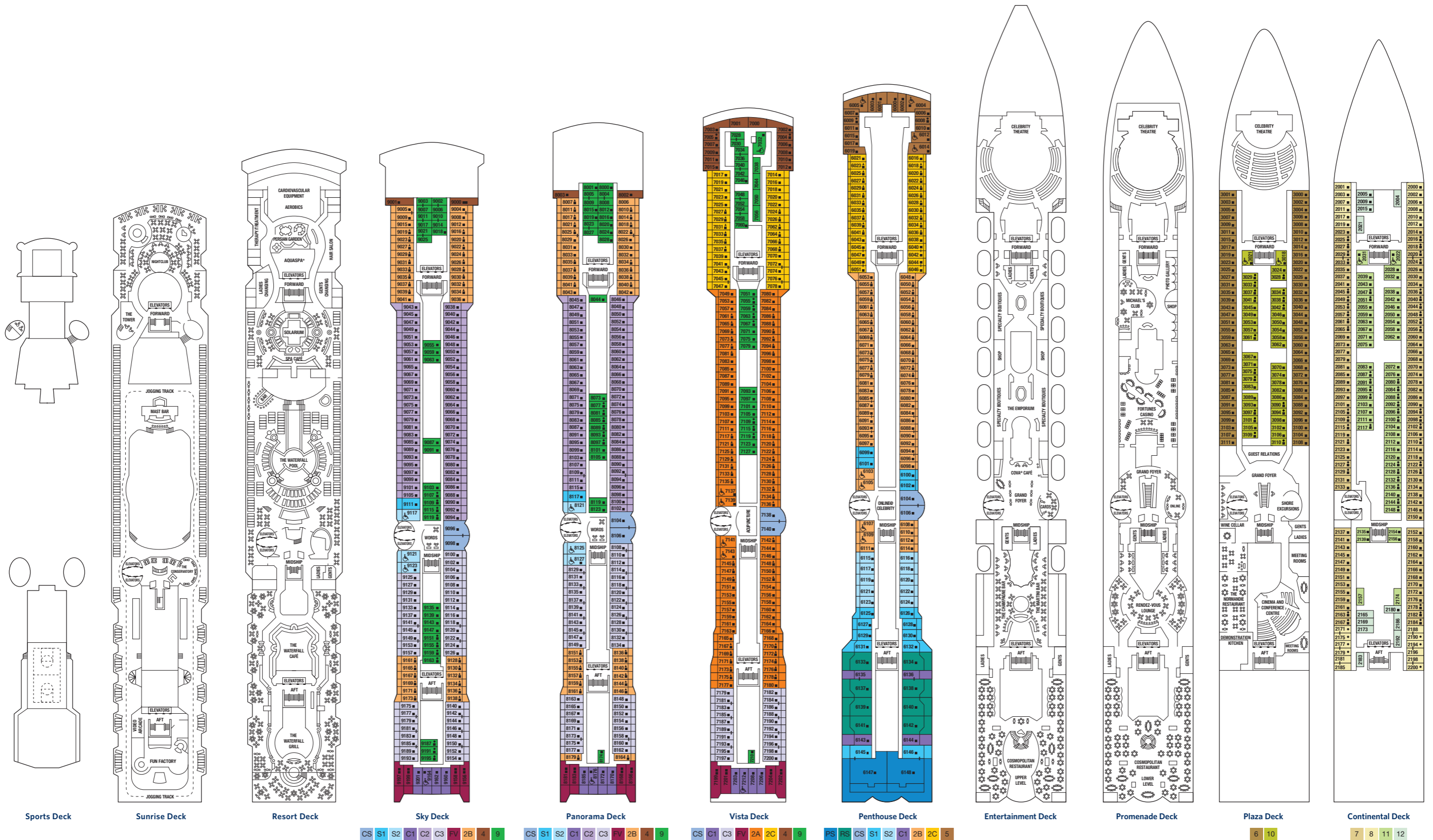
- PS Penthouse Suite
- RS Royal Suite
- CS Celebrity Suite
- S1 Sky Suite
- S2 Sky Suite
- C1 Celebrity Concierge Class
- C2 Celebrity Concierge Class
- C3 Celebrity Concierge Class
- FV Family Ocean View
- 2A Deluxe Balcony
- 2B Deluxe Balcony
- 2C Deluxe Balcony
- 4 Ocean View
- 5 Ocean View
- 6 Ocean View
- 7 Ocean View
- 8 Ocean View
- 9 Interior
- 10 Interior
- 11 Interior
- 12 Interior

- All staterooms have twin beds convertible to queen size, except as noted.
- Convertible sofa bed
 - ▲ One upper berth
 - Two upper berths
 - ♿ Wheelchair-accessible stateroom featuring roll-in showers
 - I Connecting staterooms
 - Guarantee staterooms
 - W Suite Guarantee
 - XC Concierge Class Guarantee
 - X Balcony Guarantee
 - Y Ocean View Guarantee
 - Z Inside Guarantee

Deck plan shown is Celebrity Millennium, which represents an example of a Millennium Class ship. Facilities may vary by ship. The deck plan is designed to give an overview of the layout of a typical Millennium Class ship, indicating the location of facilities and staterooms by stateroom number. The deck plan is not an exact blueprint. Should you have specific needs or require additional information regarding a particular stateroom, please contact our Reservations Department, your travel agent or cruise specialist.

To download the Millennium Class deck plans please visit www.celebritycruises.com. Some midship staterooms on Sky deck have an overhang on the balcony from the above deck. All mid-ship category 9 interior stateroom doors in this type of layout open portside (left side of the ship when facing forward) except for stateroom number 8044 which opens starboard (right side of the ship).

Celebrity Summit Deck Plans



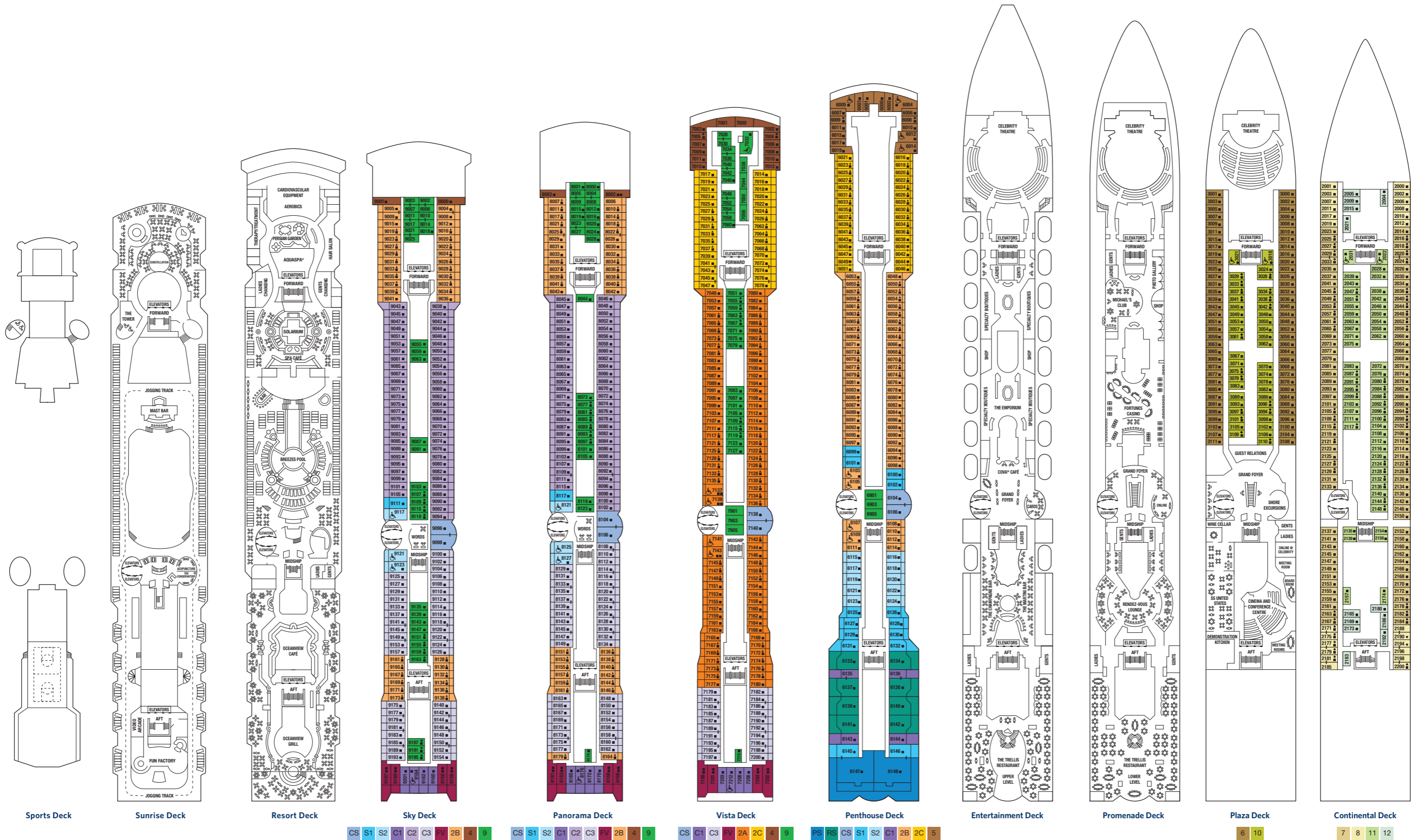
- | | | |
|-------------------------------------|-------------------------------------|---------------------|
| PS Penthouse Suite | C3 Celebrity Concierge Class | 6 Ocean View |
| RS Royal Suite | FV Family Ocean View | 7 Ocean View |
| CS Celebrity Suite | 2A Deluxe Balcony | 8 Ocean View |
| S1 Sky Suite | 2B Deluxe Balcony | 9 Interior |
| S2 Sky Suite | 2C Deluxe Balcony | 10 Interior |
| C1 Celebrity Concierge Class | 4 Ocean View | 11 Interior |
| C2 Celebrity Concierge Class | 5 Ocean View | 12 Interior |

- All staterooms have twin beds convertible to queen size, except as noted.
- | | |
|---|------------------------------|
| ■ Convertible sofa bed | W Suite Guarantee |
| ▲ One upper berth | XC Concierge Class Guarantee |
| ● Two upper berths | X Balcony Guarantee |
| ♿ Wheelchair-accessible stateroom featuring roll-in showers | Y Ocean View Guarantee |
| I Connecting staterooms | Z Inside Guarantee |

Deck plan shown is Celebrity Summit, which represents an example of a Millennium Class ship. Facilities may vary by ship. The deck plan is designed to give an overview of the layout of a typical Millennium Class ship, indicating the location of facilities and staterooms by stateroom number. The deck plan is not an exact blueprint. Should you have specific needs or require additional information regarding a particular stateroom, please contact our Reservations Department, your travel agent or cruise specialist.

To download the Millennium Class deck plans please visit www.celebritycruises.com. Some midship staterooms on Sky deck have an overhang on the balcony from the above deck. All mid-ship category 9 interior stateroom doors in this type of layout open portside (left side of the ship when facing forward) except for stateroom number 8044 which opens starboard (right side of the ship).

Celebrity Infinity Deck Plans



- | | | |
|------------------------------|------------------------------|--------------|
| PS Penthouse Suite | C3 Celebrity Concierge Class | 6 Ocean View |
| RS Royal Suite | FW Family Ocean View | 7 Ocean View |
| CS Celebrity Suite | 2A Deluxe Balcony | 8 Ocean View |
| S1 Sky Suite | 2B Deluxe Balcony | 9 Interior |
| S2 Sky Suite | 2C Deluxe Balcony | 10 Interior |
| C1 Celebrity Concierge Class | 4 Ocean View | 11 Interior |
| C2 Celebrity Concierge Class | 5 Ocean View | 12 Interior |

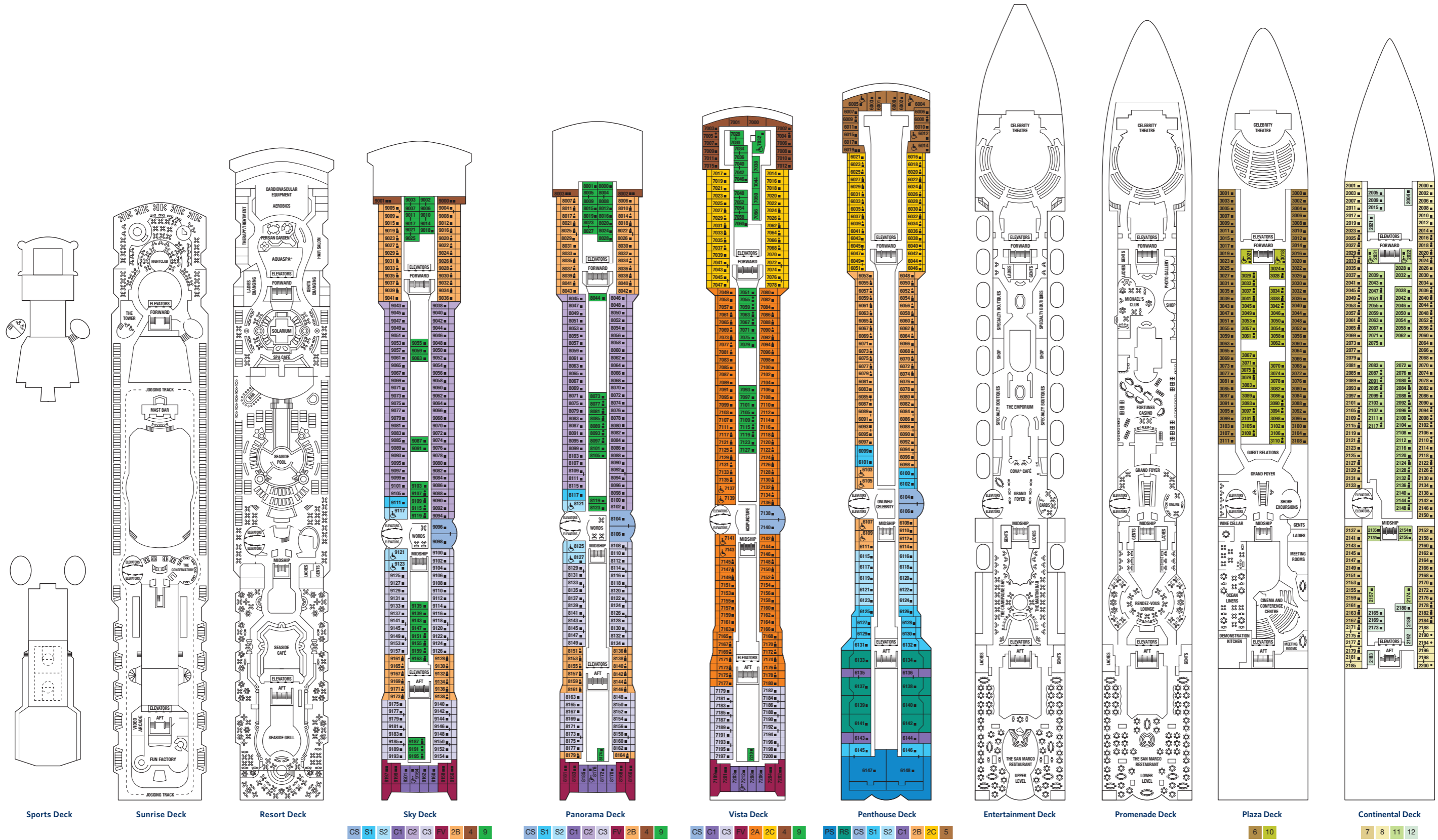
- All staterooms have twin beds convertible to queen size, except as noted.
- | | |
|---|------------------------------|
| ■ Convertible sofa bed | W Suite Guarantee |
| ▲ One upper berth | XC Concierge Class Guarantee |
| ● Two upper berths | X Balcony Guarantee |
| ♿ Wheelchair-accessible stateroom featuring roll-in showers | Y Ocean View Guarantee |
| I Connecting staterooms | Z Inside Guarantee |

Deck plan shown is Celebrity Infinity, which represents an example of a Millennium Class ship. Facilities may vary by ship. The deck plan is designed to give an overview of the layout of a typical Millennium Class ship, indicating the location of facilities and staterooms by stateroom number. The deck plan is not an exact blueprint. Should you have specific needs or require additional information regarding a particular stateroom, please contact our Reservations Department, your travel agent or cruise specialist.

To download the Millennium Class deck plans please visit www.celebritycruises.com

Some midship staterooms on Sky deck have an overhang on the balcony from the above deck. All mid-ship category 9 interior stateroom doors in this type of layout open portside (left side of the ship when facing forward) except for stateroom number 8044 which opens starboard (right side of the ship).

Celebrity Constellation Deck Plans



- | | | |
|------------------------------|------------------------------|--------------|
| PS Penthouse Suite | C3 Celebrity Concierge Class | 6 Ocean View |
| RS Royal Suite | FV Family Ocean View | 7 Ocean View |
| CS Celebrity Suite | 2A Deluxe Balcony | 8 Ocean View |
| S1 Sky Suite | 2B Deluxe Balcony | 9 Interior |
| S2 Sky Suite | 2C Deluxe Balcony | 10 Interior |
| C1 Celebrity Concierge Class | 4 Ocean View | 11 Interior |
| C2 Celebrity Concierge Class | 5 Ocean View | 12 Interior |

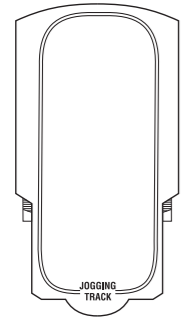
All staterooms have twin beds convertible to queen size, except as noted.

- | | |
|---|------------------------------|
| ■ Convertible sofa bed | W Suite Guarantee |
| ▲ One upper berth | XC Concierge Class Guarantee |
| ● Two upper berths | X Balcony Guarantee |
| ♿ Wheelchair-accessible stateroom featuring roll-in showers | Y Ocean View Guarantee |
| I Connecting staterooms | Z Inside Guarantee |

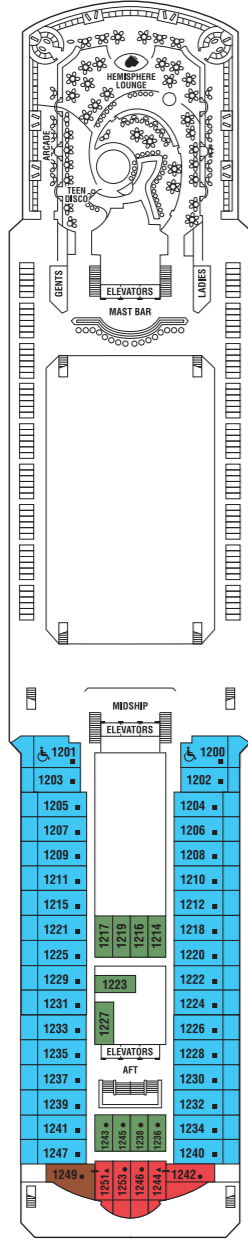
Deck plan shown is Celebrity Constellation, which represents an example of a Millennium Class ship. Facilities may vary by ship. The deck plan is designed to give an overview of the layout of a typical Millennium Class ship, indicating the location of facilities and staterooms by stateroom number. The deck plan is not an exact blueprint. Should you have specific needs or require additional information regarding a particular stateroom, please contact our Reservations Department, your travel agent or cruise specialist.

To download the Millennium Class deck plans please visit www.celebritycruises.com. Some midship staterooms on Sky deck have an overhang on the balcony from the above deck. All mid-ship category 9 interior stateroom doors in this type of layout open portside (left side of the ship when facing forward) except for stateroom number 8044 which opens starboard (right side of the ship).

Celebrity Century Deck Plans

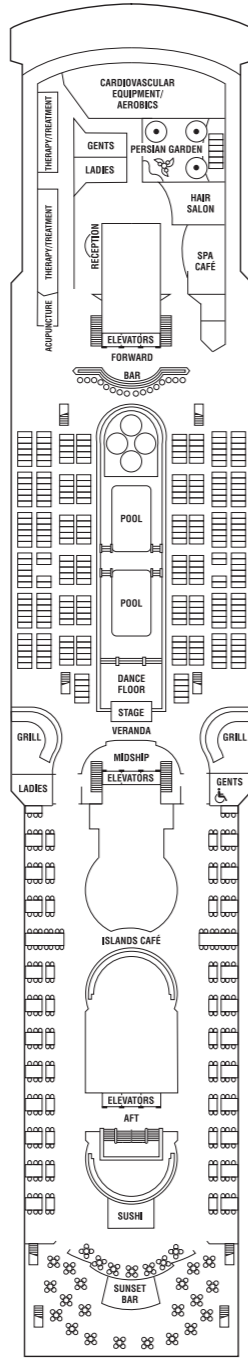


Sunrise Deck

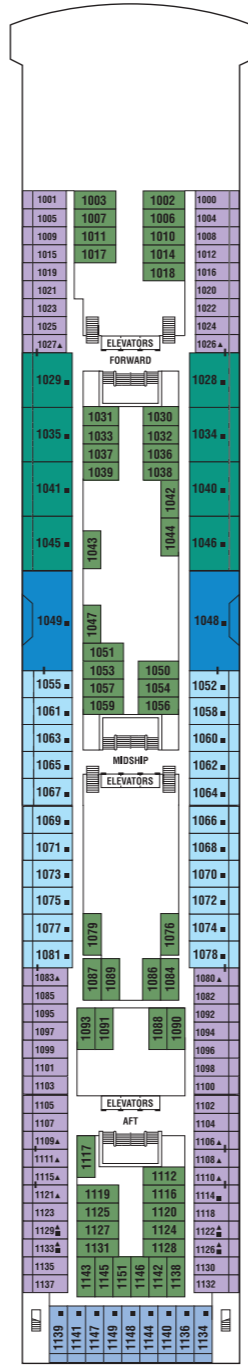


Sports Deck

S1 SV 4 9A

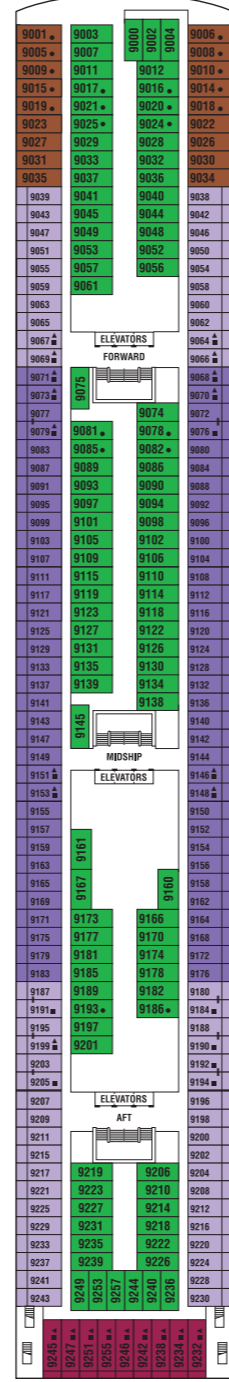


Resort Deck



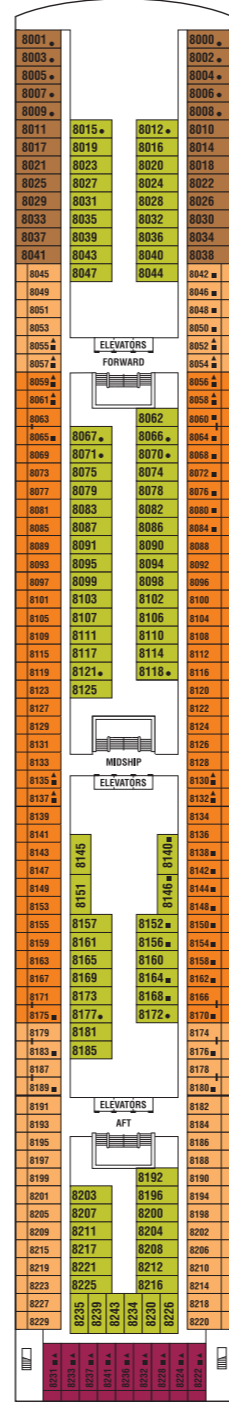
Penthouse Deck

PS RS S2 NS C2 9A



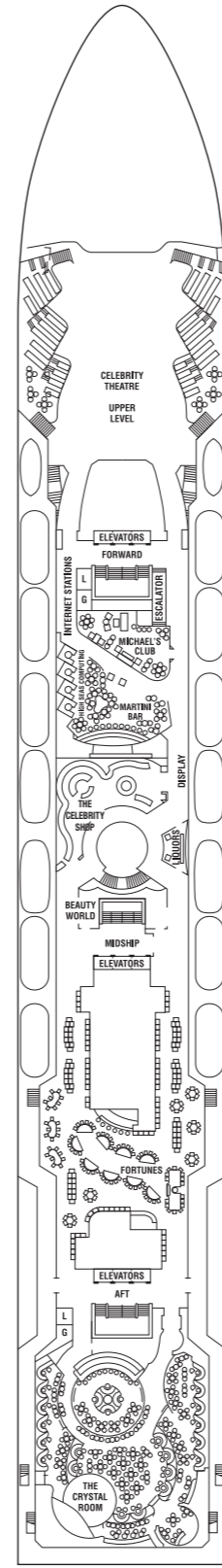
Vista Deck

C1 C2 4 9B FV

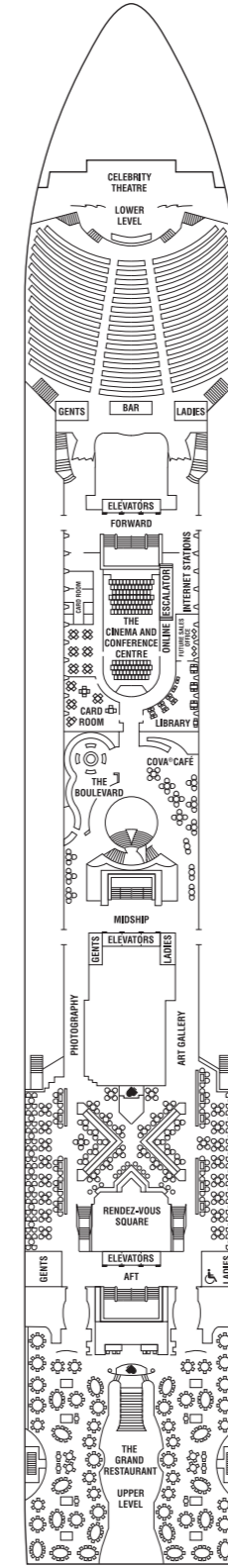


Panorama Deck

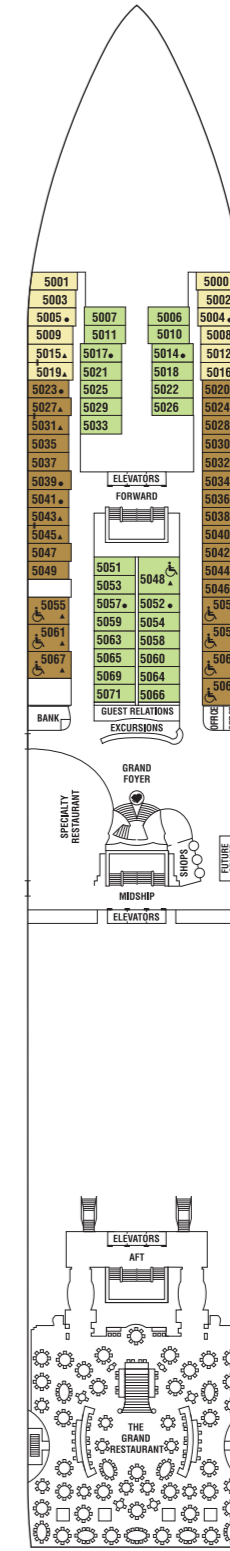
2A 2B 5 10 FV



Entertainment Deck

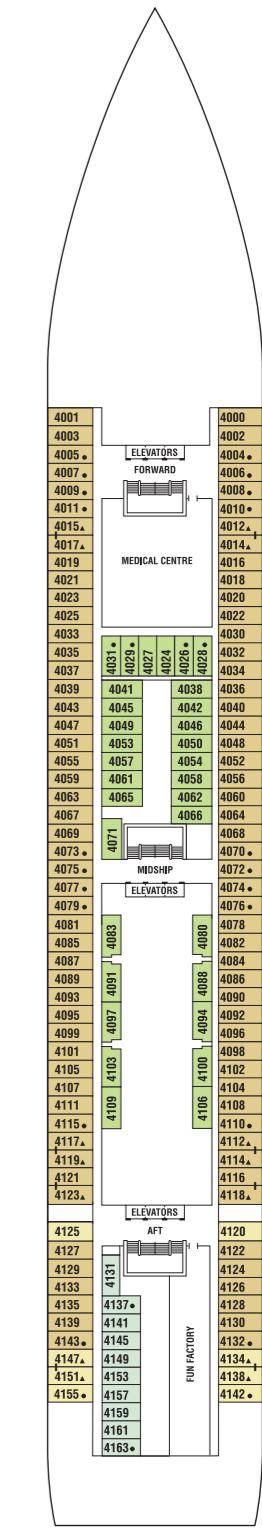


Promenade Deck



Plaza Deck

6 8 11



Continental Deck

7 8 11 12

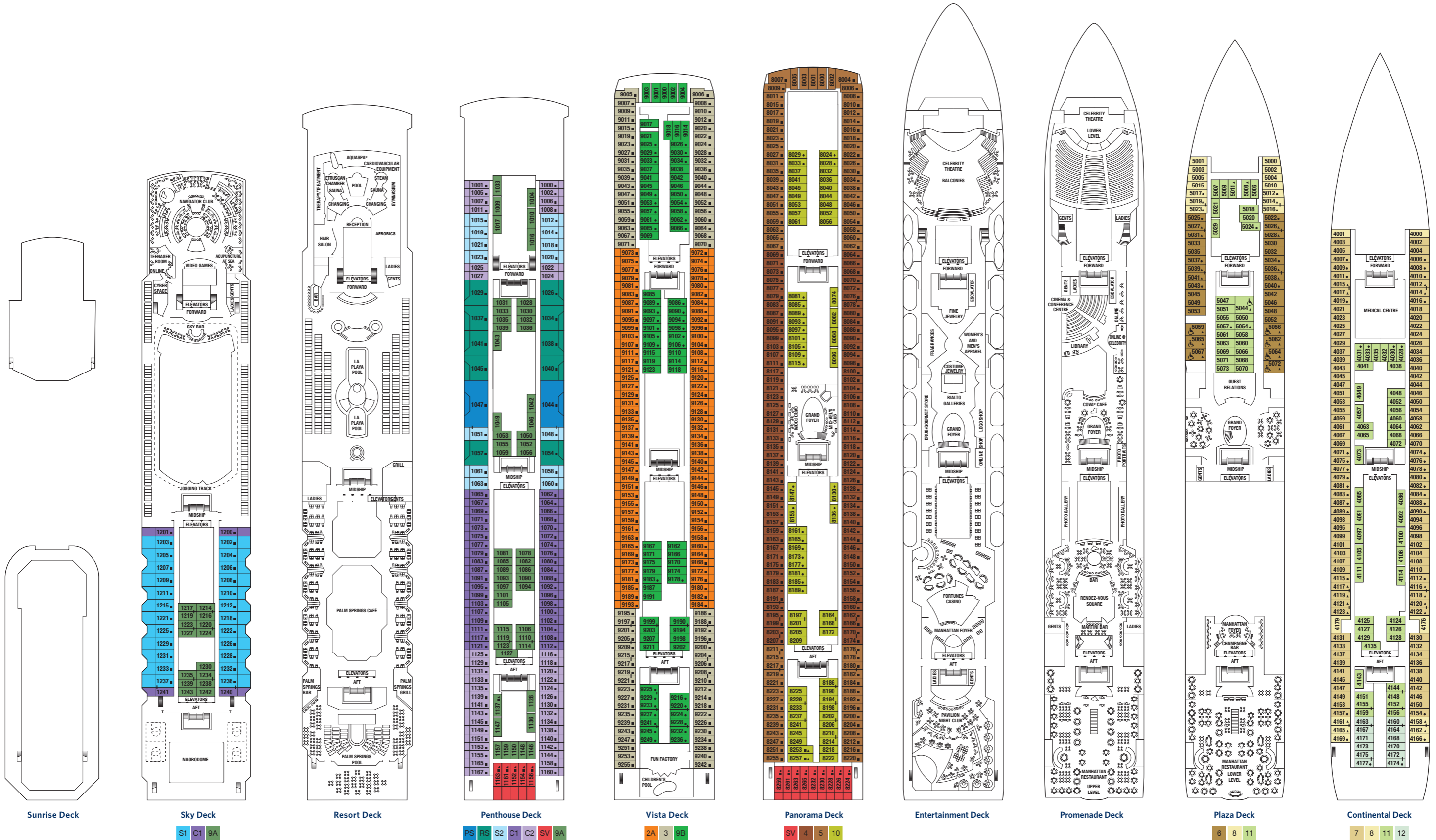
- PS Penthouse Suite
- RS Royal Suite
- S1 Sky Suite
- S2 Sky Suite
- NS Century Suite
- C1 Celebrity Concierge Class
- C2 Celebrity Concierge Class
- SV Sunset Balcony
- FV Family Ocean View
- 2A Deluxe Balcony
- 2B Deluxe Balcony
- 4 Ocean View
- 5 Ocean View
- 6 Ocean View
- 7 Ocean View
- 8 Ocean View
- 9A Interior
- 9B Interior
- 10 Interior
- 11 Interior
- 12 Interior

- All staterooms have twin beds convertible to queen size, except as noted.
- Convertible sofa bed
 - ▲ One upper berth
 - Two upper berths
 - ♿ Wheelchair-accessible stateroom featuring roll-in shower
 - I Connecting staterooms
 - W Suite Guarantee
 - XC Concierge Class Guarantee
 - X Balcony Guarantee
 - Y Ocean View Guarantee
 - Z Inside Guarantee

Deck plan shown is for the Celebrity Century ship. The deck plan is designed to give an overview of the layout, indicating the location of facilities and staterooms by stateroom number. The deck plan is not an exact blueprint. Should you have specific needs or require additional information regarding a particular stateroom, please contact our Reservations Department, your travel agent or cruise specialist.

To download the Celebrity Century deck plans please visit www.celebritycruises.com

Celebrity Mercury Deck Plans



- PS** Penthouse Suite
- RS** Royal Suite
- S1** Sky Suite
- S2** Sky Suite
- C1** Celebrity Concierge Class
- C2** Celebrity Concierge Class
- SV** Sunset Balcony
- 2A** Deluxe Balcony
- 3** Ocean View
- 4** Ocean View
- 5** Ocean View
- 6** Ocean View
- 7** Ocean View
- 8** Ocean View
- 9A** Interior
- 9B** Interior
- 10** Interior
- 11** Interior
- 12** Interior

- All staterooms have twin beds convertible to queen size, except as noted.
- Convertible sofa bed
 - ▲ One upper berth
 - Two upper berths
 - ♿ Wheelchair-accessible stateroom featuring roll-in shower
 - I Connecting staterooms
 - Guarantee staterooms
 - W Suite Guarantee
 - XC Concierge Class Guarantee
 - X Balcony Guarantee
 - Y Ocean View Guarantee
 - Z Inside Guarantee

Deck plan is designed to give an overview of the layout of Celebrity Mercury, indicating the location of facilities and staterooms by stateroom number. The deck plan is not an exact blueprint. Should you have specific needs or require additional information regarding a particular stateroom, please contact our Reservations Department, your travel agent or cruise specialist.

To download the Celebrity Mercury deck plans please visit www.celebritycruises.com